

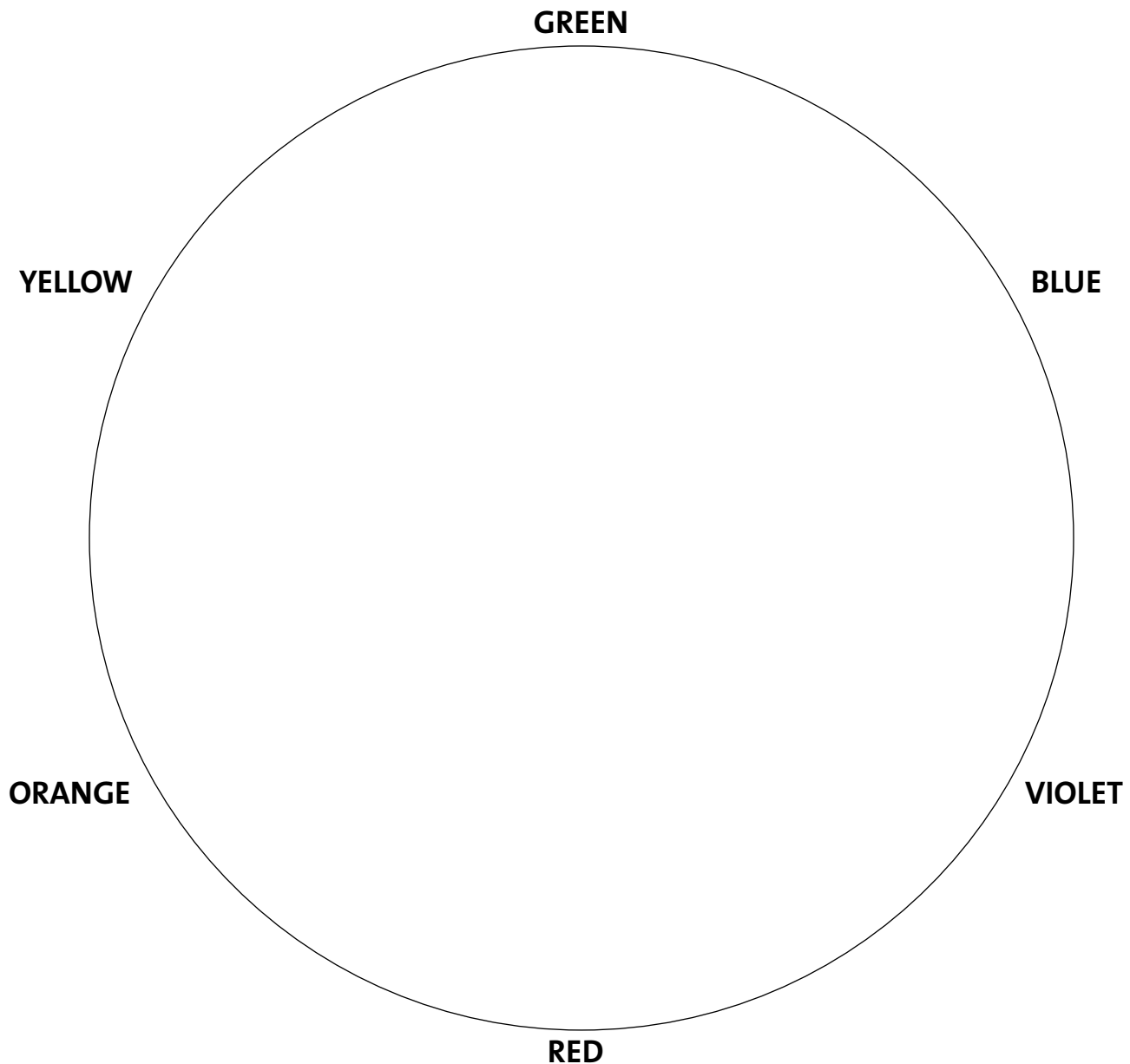
THE NEW YORK BOTANICAL GARDEN

Color Me Autumn: An Autumn Rainbow Activity Sheet #1



Roll up this paper to make a telescope. Look through the opening of your telescope to view different colors in the Garden. What colors do you see?

Draw what you see in the circle. Draw arrows from the color name to where you see the color in your sketch.



Circle the other colors that you find:

Dark Green Tan Brown Pink Black Gray White

THE NEW YORK BOTANICAL GARDEN

Color Me Autumn: Describing Details Activity Sheet #2

Choose a plant that you like. Look closely at its parts. What colors do you see?

What colors are the roots? _____

What colors are the stems? _____

What colors are the leaves? _____

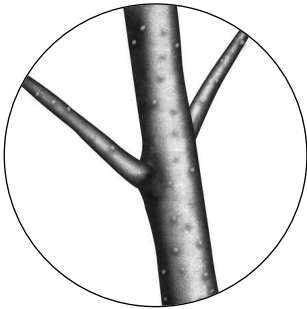
What colors are the flowers? _____

What colors are the fruits? _____

As you walk, search for colors on the parts of different plants.

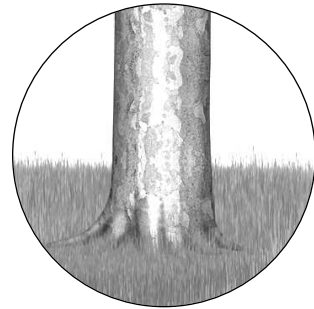
Circle each color when you find it.

What color **stems** can you find?



RED GRAY GREEN BROWN

What color **bark** can you find?



BLACK TAN ORANGE BROWN

What color **leaves** can you find?



YELLOW ORANGE PURPLE RED

THE NEW YORK BOTANICAL GARDEN

Color Me Autumn: Color Changes
Activity Sheet #3

What was the most colorful plant that you saw today? Describe what you saw.

Why do you think the colors of leaves change?

How do you predict the plant colors will look next week at the Botanical Garden?

