









A National Historic Landmark  
Established 1891

**Legend**

-  Dining
-  Information
-  Accessible Restrooms
-  First Aid
-  Parking
-  Wifi Access
-  NYBG Shop
-  Tram Stop



- Etiquette**
- Stay on paths
  - No smoking
  - Picnic in the Picnic Pavilions
  - Do not approach wildlife
  - Keep pets at home

**Provisional Land Acknowledgment**  
The New York Botanical Garden is located in the ancestral homeland of the Lenape (Delaware) people. We honor them and acknowledge their displacement, dispossession, and continued presence.

	Distance (in miles)	Visitor Center	Mosholu Entrance	Conservatory	Watson Lobby
Visitor Center			0.2	0.2	0.3
Mosholu Entrance	0.2			0.2	0.2
Conservatory	0.2	0.2			0.5
Watson Lobby	0.3	0.2			0.5
Rose Garden Area	0.6	1		0.8	1
Edible Academy	0.8	0.7		0.9	0.6
Library Building	0.4	0.2		0.3	0.1
Native Plant Garden	0.2	0.4		0.3	0.5
Picnic Pavilions	0.3	0.5		0.4	0.6
Ross Hall	0.4	0.2		0.4	0.1