

Wheelchairs

Manual wheelchairs are available to borrow free of charge on a first-come, first-served basis at the Levy Visitor Center and Mosholu Entrance. Reservations are not accepted and an ID must be left with Visitor Services for the loan. Power-driven wheelchairs are permitted.

Scooters

Three- and four-wheeled power-driven scooters are permitted. Scooters are not available to borrow or rent. Visitors are encouraged to bring their own mobility devices. These devices cannot be accommodated on tram vehicles. Devices will be left unattended at the main tram stop.

Other Power-Driven Mobility Devices

Two-wheeled, self-balancing electric vehicles as outlined by the U.S. Department of Justice in accordance with the ADA are permitted on outdoor pathways at NYBG when being used by visitors with mobility disabilities. These devices cannot be accommodated on tram vehicles or in any buildings on grounds, including, but not limited to, the Mertz Library, Haupt Conservatory, Watson Education Building, Hudson Garden Grill, Pine Tree Café, and Shop. Devices will be left unattended at the main tram stop or building entrances. We are not able to accommodate personal golf carts or devices powered by fuel or other combustion engines.

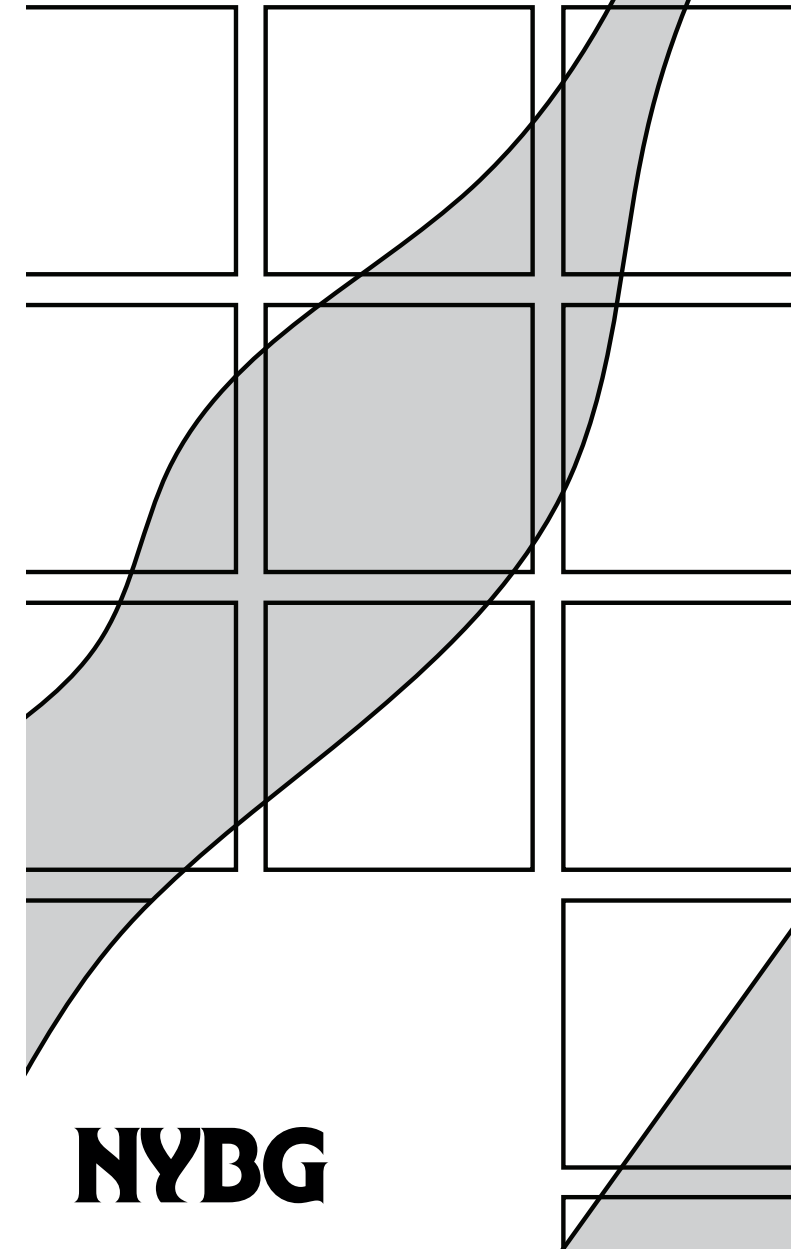
Questions?

We strive to ensure that the Garden, its buildings, its tour vehicles, and its programs are accessible. Please ask a staff member for assistance if needed. For questions, comments, or more information about the accessibility of specific programs or tours, please contact the Accessibility Office at access@nybg.org or 718.817.8564.

Etiquette

Please stay on paths, picnic in the designated areas, and leave your pets at home. Picking flowers, climbing trees, and recreational sports are not permitted. Strollers, tripods/monopods, easels, selfie sticks, food, and drink are not permitted in the Conservatory, Library, Galleries, or Ross Hall. No outside food is allowed in the dining areas. Smoking is not permitted anywhere on Garden grounds. Children 16 and under must be accompanied by an adult at all times.

Accessibility Guide



NYBG

Provisional Land Acknowledgment

The New York Botanical Garden is located in the ancestral homeland of the Lenape (Delaware) people. We honor them and acknowledge their displacement, dispossession, and continued presence.

Audio Tours

The Garden's Audio Tours are accessible by cell phone.

Large-print and regular-print transcripts of the Audio Tours are available from an attendant at the Levy Visitor Center.

Tram Tours

The Tram is wheelchair accessible. Each tram can accommodate one wheelchair. Every effort will be made to accommodate groups of wheelchair users. Accommodations to use the Tram are made for visitors with mobility disabilities regardless of ticket type. Please inform the Tram Attendants you need to use the tram for accessibility.

Large-print and regular-print transcripts are available from the Tram Attendant.

Trams are equipped with a T-coil compatible induction loop.

NEW YORK BOTANICAL GARDEN

Guided Tours

Public drop-in tours are scheduled most days. For more information about daily tours, please inquire at the Leon Levy Visitor Center.

ASL-interpreted tours are scheduled once a month. For more information about scheduled tours and other upcoming access events check our website at nybg.org/accessibility

ASL interpreters can be requested for any tour or program with two weeks advance notice. Please contact access@nybg.org or call 718.817.8765.

Touch Tours are scheduled throughout the year for visitors who are blind or partially sighted. For more information about scheduled tours and other upcoming access events, check our website at nybg.org/accessibility or call 718.817.8765.









Accessible Routes

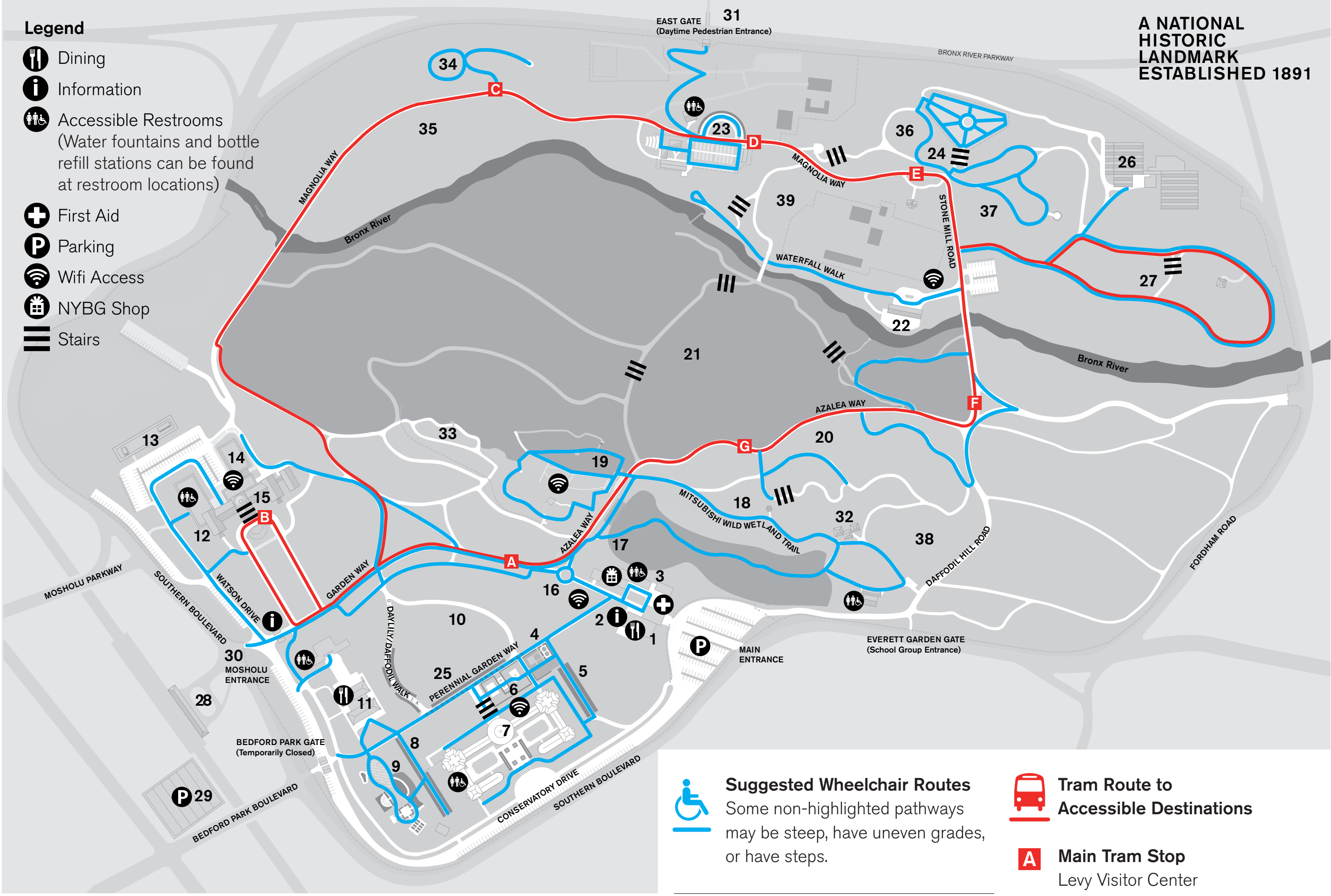
Due to the Garden's varied topography, portions of the historic landscape may be inaccessible. Suggested wheelchair routes are outlined in this Accessibility Guide on the map. For more information about specific areas of the Garden, please inquire at the Leon Levy Visitor Center. Buildings at NYBG are accessible.


Restrooms


All public restrooms are accessible and have baby changing stations. Private-use, accessible, all-gender restrooms are located at the Levy Visitor Center, Haupt Conservatory, Watson Education Building Lobby, and Everett Garden Gate.

Legend

-  Dining
-  Information
-  Accessible Restrooms
(Water fountains and bottle refill stations can be found at restroom locations)
-  First Aid
-  Parking
-  Wifi Access
-  NYBG Shop
-  Stairs



 **Suggested Wheelchair Routes**
Some non-highlighted pathways may be steep, have uneven grades, or have steps.

-  **Tram Route to Accessible Destinations**
- A Main Tram Stop**
Levy Visitor Center
Everett Children's Adventure Garden
Native Plant Garden
 - B Museum Complex**
Mertz Library
Ross Gallery & Hall
Art Galleries
 - C Burke Oak Collection**
 - D Edible Academy**
Barnsley Beds
Cherry Valley
 - E Rockefeller Rose Garden**
Burn Lilac Collection
Steinhardt Maple Collection
 - F Black Oak**
Chilton Azalea Garden
Daffodil Hill
Thain Forest
 - G Chilton Azalea Garden**
Thain Forest
Native Plant Garden
Mitsubishi Wetland Trail

- 1 Levy Visitor Center
- 2 Pine Tree Café
- 3 NYBG Shop
- 4 Luce Herb Garden
- 5 Ladies' Border
- 6 Perennial Garden
- 7 Haupt Conservatory
- 8 Rosen Seasonal Walk
- 9 Home Gardening Center
- 10 Ross Conifer Arboretum
- 11 Hudson Garden Grill
- 12 Ross Hall and Steere Herbarium
- 13 Pfizer Laboratory
- 14 Watson Education Building
- 15 Mertz Library Building
- 16 Reflecting Pool
- 17 Everett Children's Adventure Garden
- 18 Mitsubishi Wild Wetland Trail
- 19 Native Plant Garden
- 20 Chilton Azalea Garden
- 21 Thain Forest
- 22 Goldman Stone Mill
- 23 Edible Academy
- 24 Rockefeller Rose Garden
- 25 Matelich Anniversary Peony Collection
- 26 Bourke-Sullivan Display House (open seasonally)
- 27 Benenson Ornamental Conifers
- 28 Metro-North Commuter Railroad
- 29 NYBG Parking Garage
- 30 Mosholu Entrance
- 31 East Gate Pedestrian Entrance
- 32 Clay Picnic Pavilions
- 33 Rock Garden
- 34 Burke Oak Collection
- 35 Magnolia Collection (Trams stop upon request)
- 36 Burn Family Lilac Collection
- 37 Steinhardt Maple Collection
- 38 Daffodil Hill
- 39 Cherry Valley

Distance (in miles)	Visitor Center	Mosholu Entrance	Conservatory	Watson Lobby
Visitor Center		0.2	0.2	0.3
Mosholu Entrance	0.2		0.2	0.2
Conservatory	0.2	0.2		0.5
Watson Lobby	0.3	0.2	0.5	
Rose Garden Area	0.6	1	0.8	1
Edible Academy	0.8	0.7	0.9	0.6
Library Building	0.4	0.2	0.3	0.1
Native Plant Garden	0.2	0.4	0.3	0.5
Picnic Pavilions	0.3	0.5	0.4	0.6
Ross Hall	0.4	0.2	0.4	0.1